

# Student Feedback on Subjects

Full Subject Level Report

Teaching Periods 4 & 5, 2006

Prepared by Evaluation Services  
Strategic Planning & Quality Unit

Ph. 9214 5998 or 9214 5331



SWIN  
BUR  
NE

SWINBURNE UNIVERSITY  
OF TECHNOLOGY

# How to read this Student Feedback on Subjects report

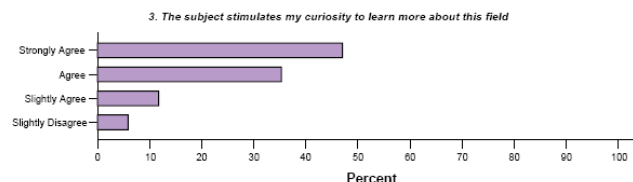
## Section 1 Frequency tables and charts

### Satisfaction (Questions 1 – 7 and 10 – 15)

These items involve Likert scales. The tables report ‘broad agreement’ or ‘broad disagreement’ with the statements. ‘Broad agreement’ is an aggregate of all responses of ‘strongly agree’, ‘agree’ and ‘slightly agree’. ‘Broad disagreement’ is the aggregate of all disagree categories. Where respondents have left an item blank, this is recorded as missing. The “Valid Percent” column tells you the percentages, omitting any missing responses.

3. The subject stimulates my curiosity to learn more about this field

	Frequency	Percent	Valid Percent
Valid Broadly Agree	16	94.1	94.1
Broadly Disagree	1	5.9	5.9
Total	17	100.0	100.0



The charts in this section include the breakdown of the categories for ‘broadly agree’ and ‘broadly disagree’. However they will omit values which were not selected by any respondents.

### Subject difficulty and workload (Questions 8 & 9)

The tables in this section report whether respondents found the subject difficulty or workload to be ‘broadly low’, ‘moderate’ or ‘broadly high’. The ‘broadly low’ and ‘broadly high’ categories are aggregates of the ‘very low’ and ‘low’ and ‘very high’ and ‘high’ categories, respectively. Again, the charts include a breakdown of the categories.

### Summary – Means

Finally, the last table in the report provides the “means” for items 1-15.

While these means are not, strictly speaking, a statistically meaningful measure, they are a useful way to summarise and compare the performance of subjects.

Descriptive Statistics

	N	Mean	Std. Deviation
1. The subject is well organised	17	5.24	.562
2. Information and concepts are clearly explained	17	5.00	.791
3. The subject stimulates my curiosity to learn more about this field	17	5.24	.903
4. I am given opportunities to apply my learning	17	4.76	.970
5. The assessment requirements are clear	17	5.12	.857
6. The assessment tasks align well with the subject content	17	5.18	.728
7. The assessment tasks assist my learning	17	4.94	.827

The mean value is an average response calculated by adding all the valid responses and dividing by the number of valid cases. The maximum value is 6. If two subjects have the same proportion of broad agreement to broad disagreement, if one is clustered at “strongly agree” and “slightly disagree” while the other is clustered around “slightly agree” and “strongly disagree”, the first will have a higher mean than the latter.

The standard deviation gives an indication of the distribution of the results. An item where the responses are evenly divided between “strongly disagree” and “strongly agree” has a high standard deviation. If the responses were clustered around slightly disagree and slightly agree, the standard deviation would be lower. You can see the range of responses by looking at the chart related to the item. Means for the Higher Education Division as a whole have been provided for comparison.

### Note:

**At this time, the policy regarding the formal reporting of improvement actions for SFS items falling below an agreed amount is being reviewed.**

# Student Feedback on Subjects, TP4&5, 2006 - Comments Report

**HET306**

**Unix for Telecommunication**

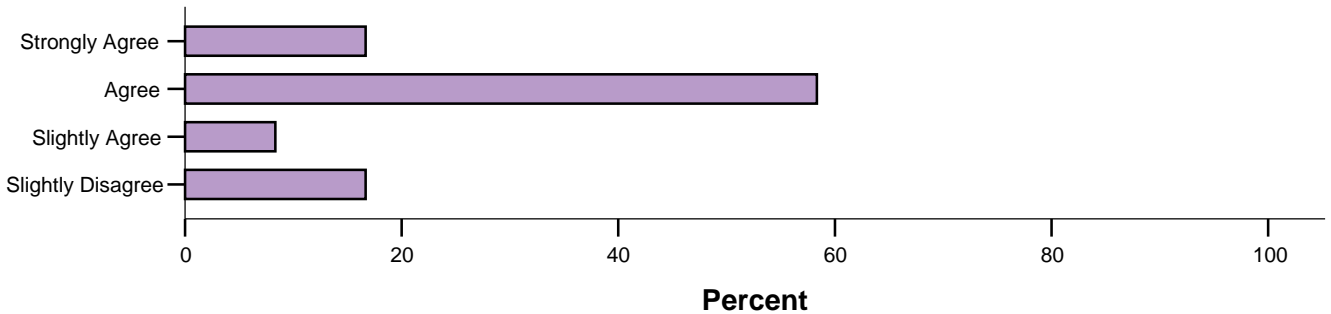
HET306 Enrolled 19 Returned Surveys 12 Response Rate (%) 63

## Subject Delivery and Assessment

### 1. The subject is well organised.

		Frequency	Percent	Valid Percent
Valid	Broadly Agree	10	83.3	83.3
	Broadly Disagree	2	16.7	16.7
	<b>Total</b>	<b>12</b>	<b>100.0</b>	<b>100.0</b>

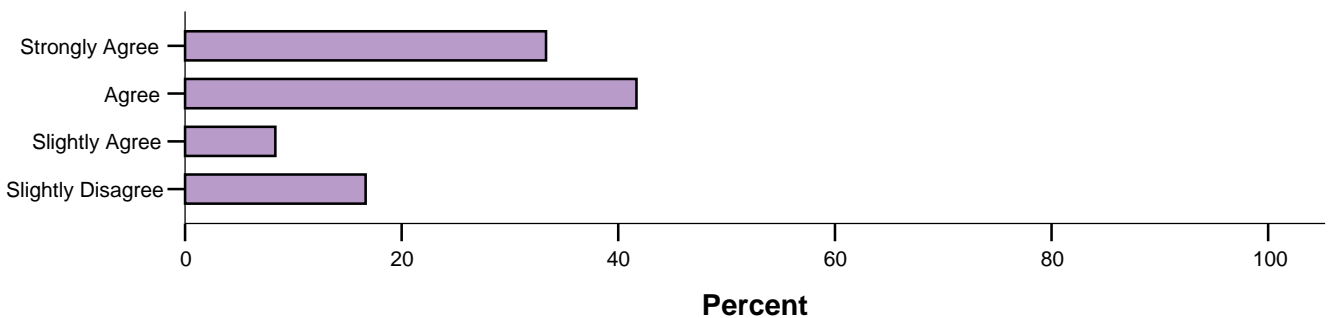
#### *1. The subject is well organised.*



### 2. Information and concepts are clearly explained.

		Frequency	Percent	Valid Percent
Valid	Broadly Agree	10	83.3	83.3
	Broadly Disagree	2	16.7	16.7
	<b>Total</b>	<b>12</b>	<b>100.0</b>	<b>100.0</b>

#### *2. Information and concepts are clearly explained.*

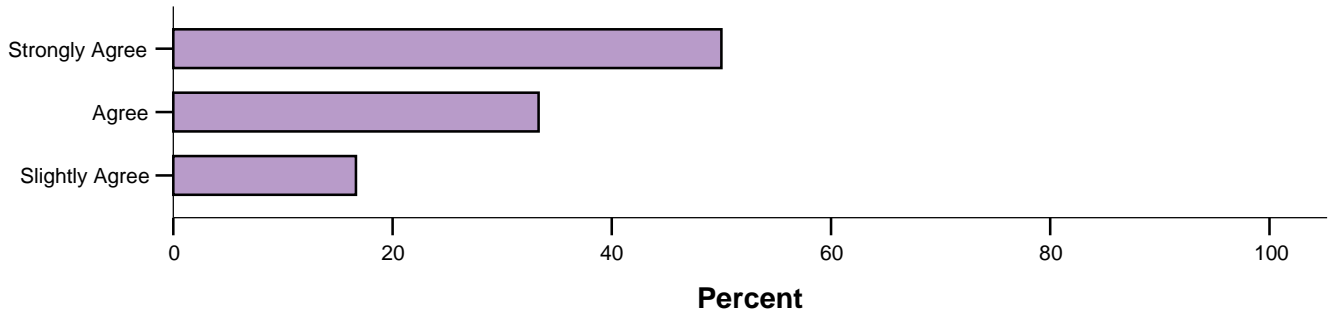


# Student Feedback on Subjects, TP4&5, 2006 - Comments Report

## 3. This subject stimulates my curiosity to learn more about this field.

		Frequency	Percent	Valid Percent
Valid	Broadly Agree	12	100.0	100.0

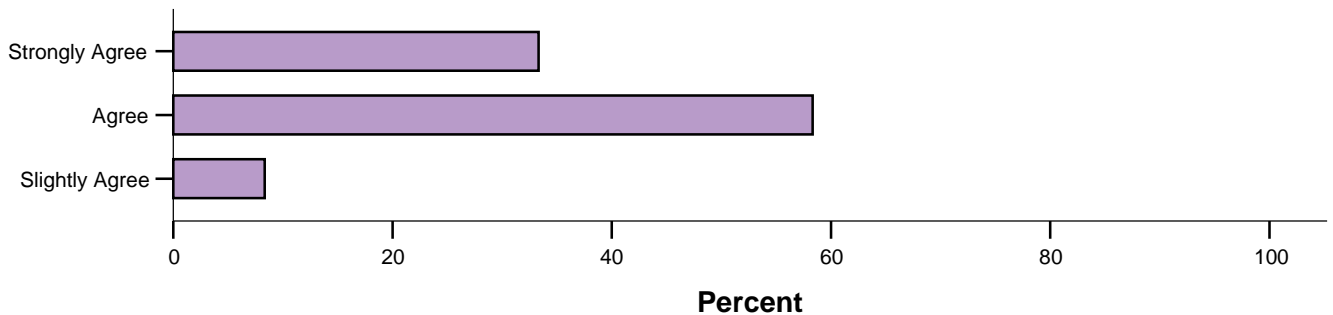
### 3. This subject stimulates my curiosity to learn more about this field.



## 4. I am given opportunities to apply my learning.

		Frequency	Percent	Valid Percent
Valid	Broadly Agree	12	100.0	100.0

### 4. I am given opportunities to apply my learning.

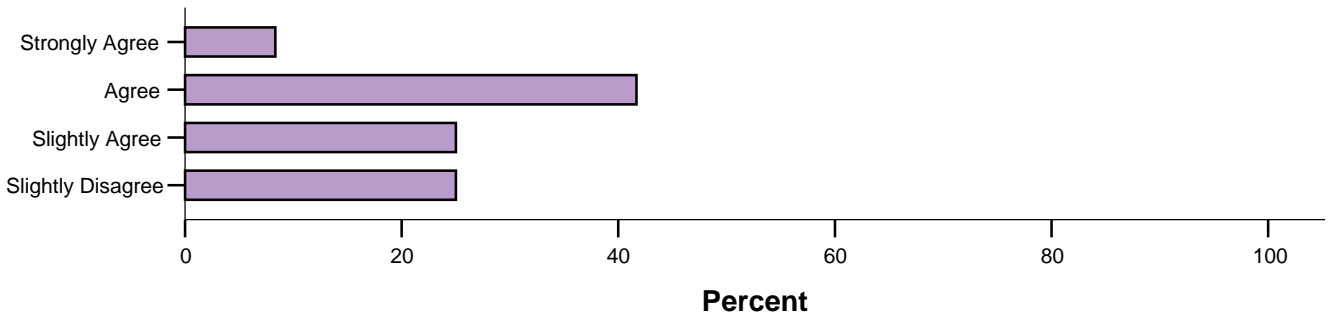


## 5. The assessment requirements are clear.

		Frequency	Percent	Valid Percent
Valid	Broadly Agree	9	75.0	75.0
	Broadly Disagree	3	25.0	25.0
	<b>Total</b>	<b>12</b>	<b>100.0</b>	<b>100.0</b>

# Student Feedback on Subjects, TP4&5, 2006 - Comments Report

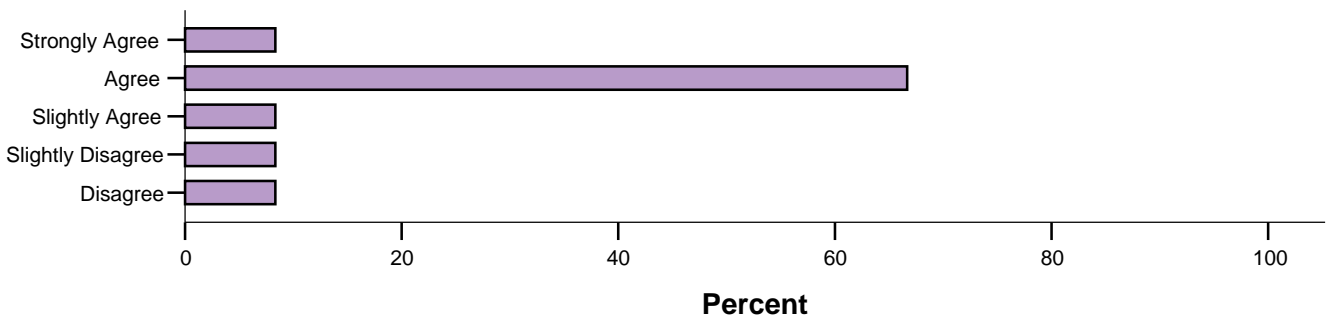
## 5. The assessment requirements are clear.



## 6. The assessment tasks align well with the subject content.

		Frequency	Percent	Valid Percent
Valid	Broadly Agree	10	83.3	83.3
	Broadly Disagree	2	16.7	16.7
	<b>Total</b>	<b>12</b>	<b>100.0</b>	<b>100.0</b>

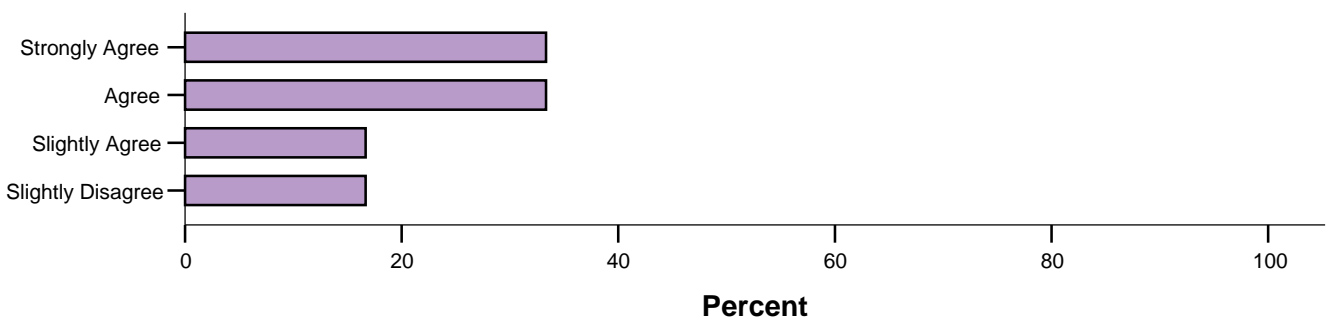
## 6. The assessment tasks align well with the subject content.



## 7. The assessment tasks assist my learning.

		Frequency	Percent	Valid Percent
Valid	Broadly Agree	10	83.3	83.3
	Broadly Disagree	2	16.7	16.7
	<b>Total</b>	<b>12</b>	<b>100.0</b>	<b>100.0</b>

## 7. The assessment tasks assist my learning.



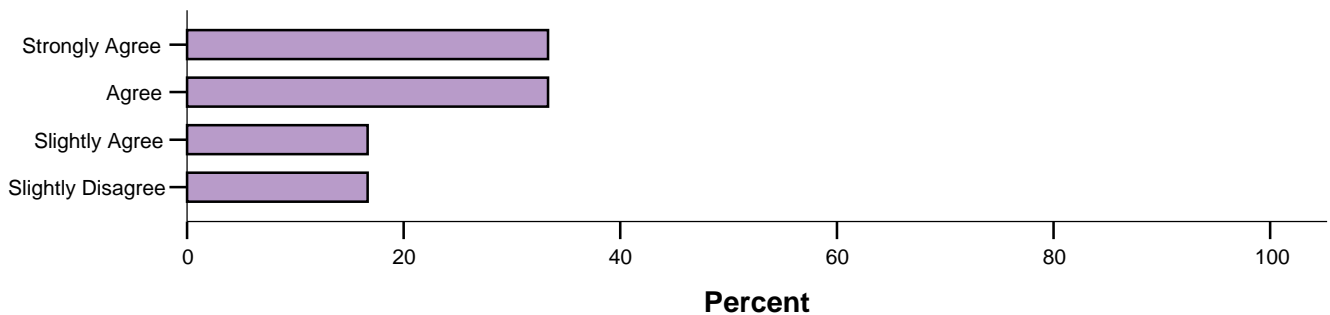
# Student Feedback on Subjects, TP4&5, 2006 - Comments Report

## Facilities, Resources and Materials

### 10. I am satisfied with the teaching spaces, facilities and equipment.

		Frequency	Percent	Valid Percent
Valid	Broadly Agree	10	83.3	83.3
	Broadly Disagree	2	16.7	16.7
	<b>Total</b>	<b>12</b>	<b>100.0</b>	<b>100.0</b>

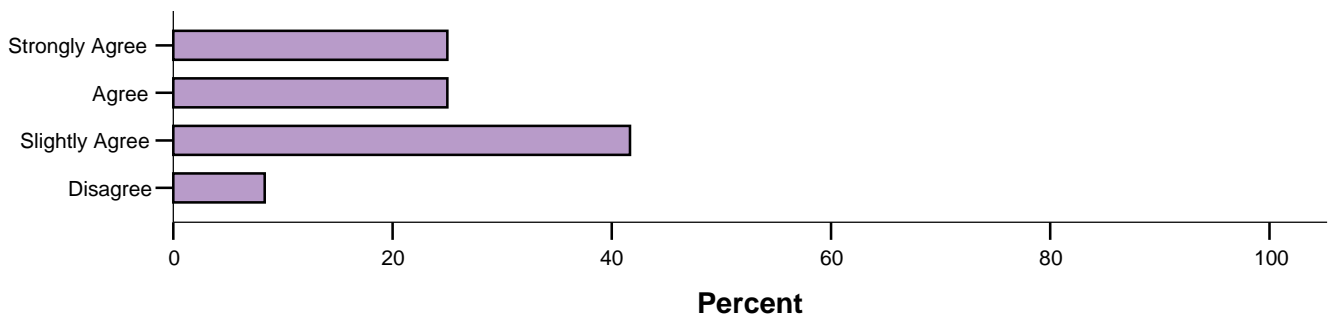
#### 10. I am satisfied with the teaching spaces, facilities and equipment.



### 11. The learning materials and resources for this subject meet my learning needs.

		Frequency	Percent	Valid Percent
Valid	Broadly Agree	11	91.7	91.7
	Broadly Disagree	1	8.3	8.3
	<b>Total</b>	<b>12</b>	<b>100.0</b>	<b>100.0</b>

#### 11. The learning materials and resources for this subject meet my learning needs.



### Question 10 and 11 Comments

	Case Number	Question 10 & 11 Comments
1	2566	I'm disappointed about the notes, that can't help me to find the knowledge needed on the lab reports and assignments. And the tutor expected us to use Google to find the solution, that's really not a efficient way for study.
N		1

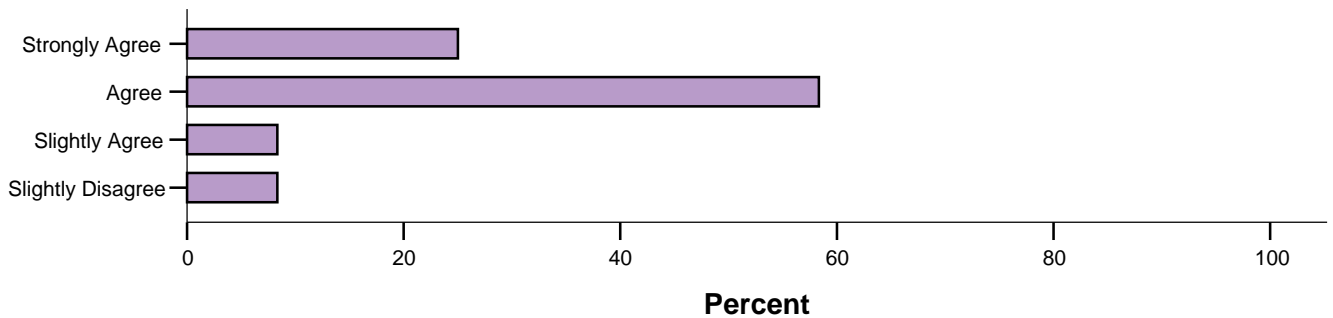
# Student Feedback on Subjects, TP4&5, 2006 - Comments Report

## Delivery Style and Feedback

### 12. The way that this subject is delivered suits my needs.

		Frequency	Percent	Valid Percent
Valid	Broadly Agree	11	91.7	91.7
	Broadly Disagree	1	8.3	8.3
	<b>Total</b>	<b>12</b>	<b>100.0</b>	<b>100.0</b>

12. The way that this subject is delivered suits my needs.



### Question 12 Comments

			Case Number
12. The way that this subject is delivered suits my needs.	Slightly Disagree	1	2566
		N	
	Strongly Agree	1	2567
		N	
N			

### Question 12 Comments

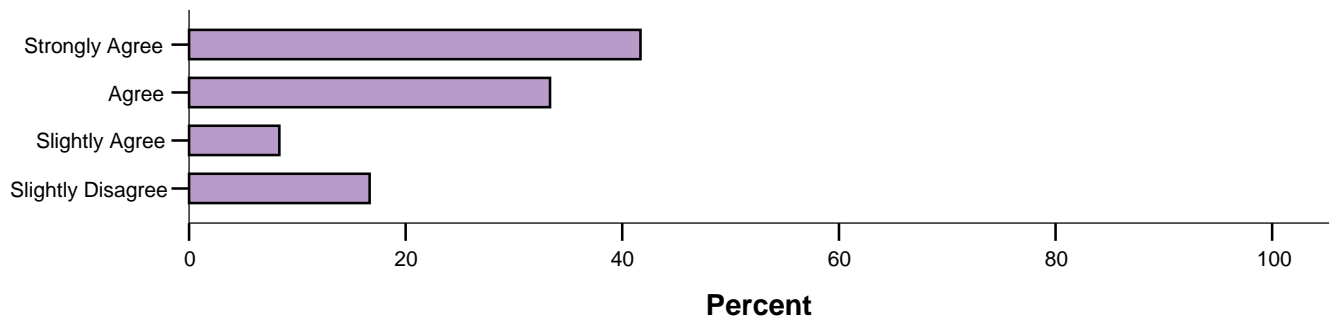
			12. The way that this subject is delivered suits my needs.
12. The way that this subject is delivered suits my needs.	Slightly Disagree	1	The pre-requirement of this subject is NIL. So I expected that the subject is not too hard, but the subject actually expected me know about some UNIX knowledge and even C++ language to finish the assignment that I haven't learnt before.
		N	1
	Strongly Agree	1	It's good having lectures, labs and tutes.
		N	1
N			2

### 13. I have received helpful feedback.

		Frequency	Percent	Valid Percent
Valid	Broadly Agree	10	83.3	83.3
	Broadly Disagree	2	16.7	16.7
	<b>Total</b>	<b>12</b>	<b>100.0</b>	<b>100.0</b>

# Student Feedback on Subjects, TP4&5, 2006 - Comments Report

## 13. I have received helpful feedback.



### Question 13 Comments

			Case Number	13. I have received helpful feedback.
13. I have received helpful feedback.	Slightly Disagree	1	2825	Limited opportunity for feedback, and low to none classroom interaction excluding labs/tutes.
		N		
	Agree	1	2566	When I ask the questions in discussion board and email. I'd get response.
		N		
	Strongly Agree	1	2567	Warren and Jason have both been excellent.
		N		
	N			



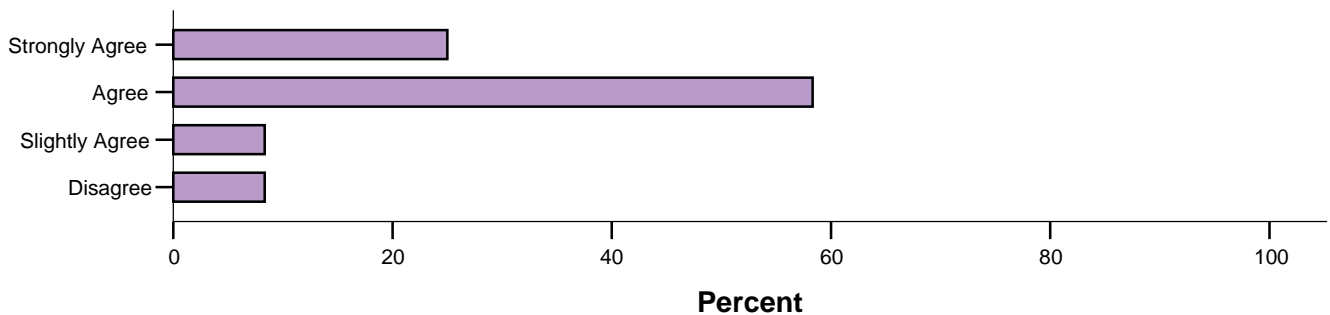
# Student Feedback on Subjects, TP4&5, 2006 - Comments Report

## Overall Teaching Satisfaction

### 14. Overall, I am satisfied with the quality of teaching in this subject.

		Frequency	Percent	Valid Percent
Valid	Broadly Agree	11	91.7	91.7
	Broadly Disagree	1	8.3	8.3
	<b>Total</b>	<b>12</b>	<b>100.0</b>	<b>100.0</b>

#### 14. Overall, I am satisfied with the quality of teaching in this subject.



### Question 14 Comments

			Case Number	14. Overall, I am satisfied with the quality of teaching in this subject.
14. Overall, I am satisfied with the quality of teaching in this subject.	Disagree	1	2566	Actually the lecturer Jason is nice, but maybe because the subject is not well organised so the notes and labs can't assist my study too much. I've to find the solution by Google, not from notes. And the tutor expected we know something but we don't know,
		N		1
	Slightly Agree	1	2825	Labs (and demonstrator) were very successful. Difficult to learn during lectures - information overload.
		N		1
	Agree	1	2569	Quite satisfied considering this is the first time this subject is run.
		N		1
	Strongly Agree	1	2567	Teaching is very good.
		N		1
N				4

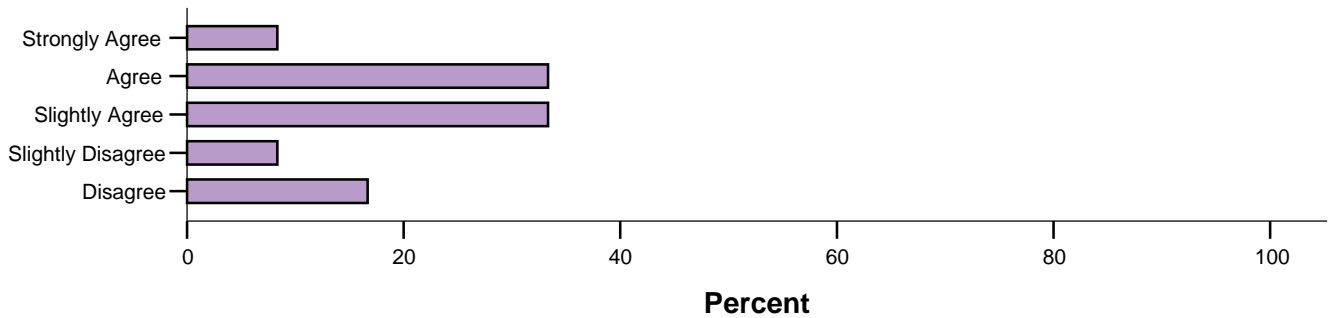
## Overall Subject Satisfaction

### 15. Overall I am satisfied with this subject (other than teaching).

		Frequency	Percent	Valid Percent
Valid	Broadly Agree	9	75.0	75.0
	Broadly Disagree	3	25.0	25.0
	<b>Total</b>	<b>12</b>	<b>100.0</b>	<b>100.0</b>

# Student Feedback on Subjects, TP4&5, 2006 - Comments Report

## 15. Overall I am satisfied with this subject (other than teaching).



### Question 15 Comments

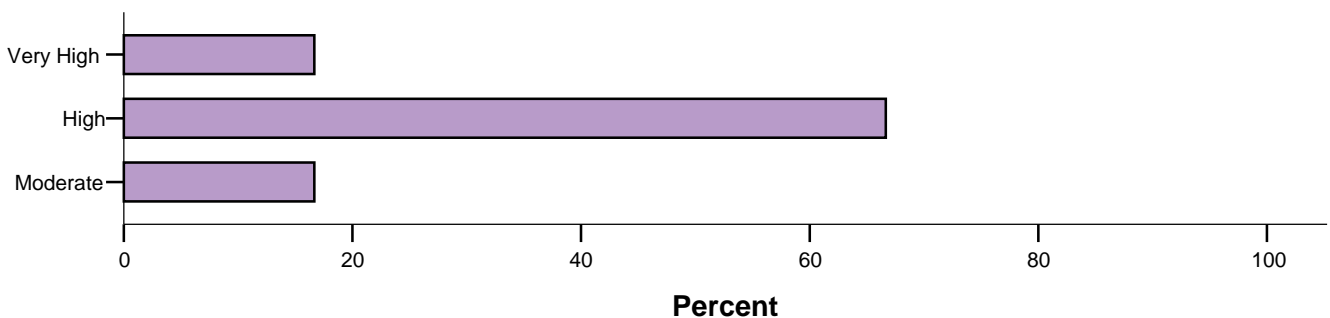
			Case Number	15. Overall I am satisfied with this subject (other than teaching).
15. Overall I am satisfied with this subject (other than teaching).	Disagree	1	2566	I've never learnt C language before, and the pre-requirement of this subject is NIL. But the assignment requires us to use C language to do something by UNIX, that make me have no idea for that.
		2	2567	Very annoyed by the assignment. It is based on C++ programming which has not been covered in this course at all and is not listed as a prerequisite. I'm probably going to fail the whole class because I've never done programming before.
		N		2
	Slightly Agree	1	2825	Should be required to know 'C' programming before doing this subject. Assignment is very difficult with limited previous knowledge of subject.
		N		1
	Agree	1	2569	Good practicals/labs. Interesting content.
		N		1
		N		4

### Student Commitment and Subject Difficulty

#### 8. How would you describe your level of commitment to this subject?

		Frequency	Percent	Valid Percent
Valid	High or Very High	12	100.0	100.0

#### 8. How would you describe your level of commitment to this subject?

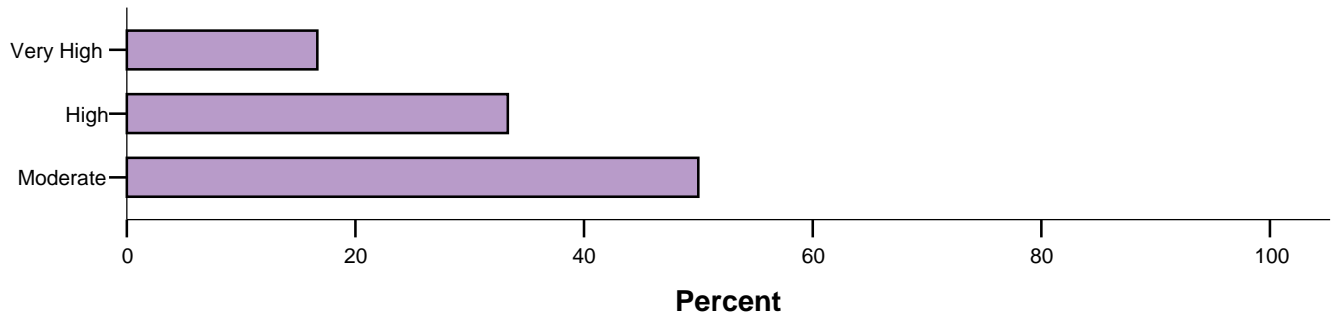


#### 9. I found the level of difficulty of this subject...

		Frequency	Percent	Valid Percent
Valid	High or Very High	12	100.0	100.0

# Student Feedback on Subjects, TP4&5, 2006 - Comments Report

## 9. I found the level of difficulty of this subject...



# Student Feedback on Subjects, TP4&5, 2006 - Comments Report

## Mean Scores for this subject

### Descriptive Statistics

	N	Mean	Std. Deviation
1. The subject is well organised.	12	4.7500	.96531
2. Information and concepts are clearly explained.	12	4.9167	1.08362
3. This subject stimulates my curiosity to learn more about this field.	12	5.3333	.77850
4. I am given opportunities to apply my learning.	12	5.2500	.62158
5. The assessment requirements are clear.	12	4.3333	.98473
6. The assessment tasks align well with the subject content.	12	4.5833	1.08362
7. The assessment tasks assist my learning.	12	4.8333	1.11464
8. How would you describe your level of commitment to this subject?	12	4.0000	.60302
9. I found the level of difficulty of this subject...	12	3.6667	.77850
10. I am satisfied with the teaching spaces, facilities and equipment.	12	4.8333	1.11464
11. The learning materials and resources for this subject meet my learning needs.	12	4.5833	1.16450
12. The way that this subject is delivered suits my needs.	12	5.0000	.85280
13. I have received helpful feedback.	12	5.0000	1.12815
14. Overall, I am satisfied with the quality of teaching in this subject.	12	4.9167	1.08362
15. Overall I am satisfied with this subject (other than teaching).	12	4.0833	1.24011
Valid N (listwise)	12		

## Mean Scores for Swinburne Higher Education Division

### Descriptive Statistics

	N	Mean	Std. Deviation
1. The subject is well organised.	18444	4.7778	1.03089
2. Information and concepts are clearly explained.	18422	4.6824	1.06736
3. This subject stimulates my curiosity to learn more about this field.	18418	4.5744	1.22565
4. I am given opportunities to apply my learning.	18386	4.7587	1.01583
5. The assessment requirements are clear.	18420	4.7302	1.12565
6. The assessment tasks align well with the subject content.	18409	4.8362	1.01636
7. The assessment tasks assist my learning.	18404	4.7880	1.03185
8. How would you describe your level of commitment to this subject?	18395	3.5968	.84289
9. I found the level of difficulty of this subject...	18343	3.3437	.78252
10. I am satisfied with the teaching spaces, facilities and equipment.	18374	4.6556	1.02403
11. The learning materials and resources for this subject meet my learning needs.	18078	4.5722	1.01717
12. The way that this subject is delivered suits my needs.	18336	4.5133	1.05767
13. I have received helpful feedback.	18296	4.4427	1.28506
14. Overall, I am satisfied with the quality of teaching in this subject.	18313	4.7618	1.09253
15. Overall I am satisfied with this subject (other than teaching).	18256	4.6385	1.04796
Valid N (listwise)	17210		